

# EE1 and ISE1 Communications I

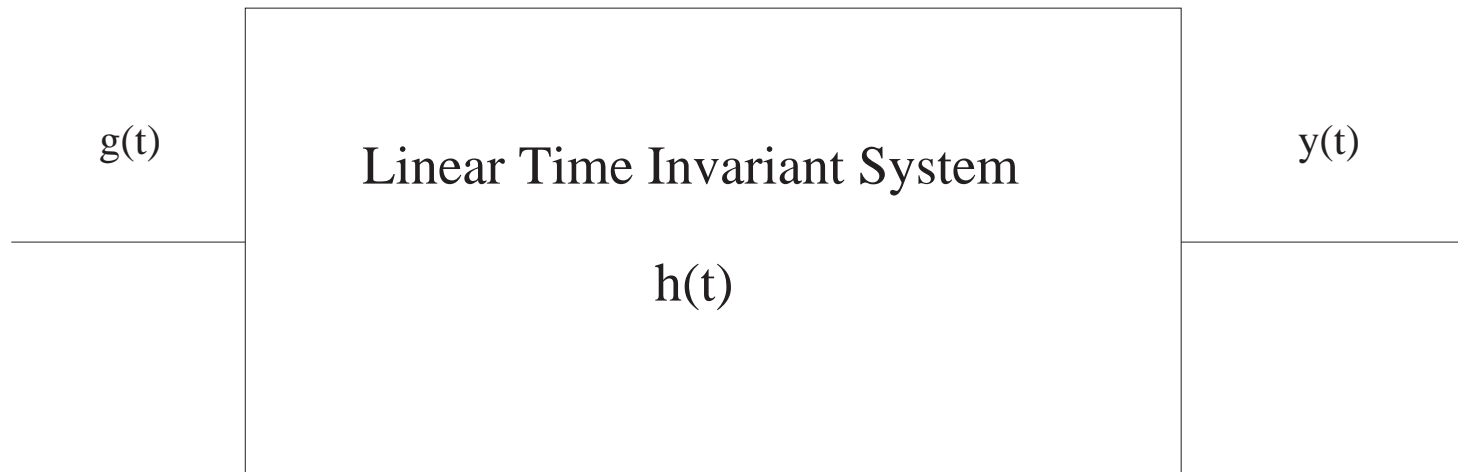
**Pier Luigi Dragotti**

Lecture seven

# Lecture Aims

- To introduce linear systems,
- To introduce convolution,
- To examine signal transmission through a linear system,
- To give examples of real and ideal filters.

# Linear Systems



## Linear Systems (continued)

- A system is a *black box* that converts an input signal  $g(t)$  in an output signal  $y(t)$ .
- Assume the output of a signal  $g_1(t)$  is  $y_1(t)$  and the output of  $g_2(t)$  is  $y_2(t)$ . The system is linear if the output of  $g_1(t) + g_2(t)$  is  $y_1(t) + y_2(t)$ .
- A system is time invariant if its properties do not change with the time. That is, if the response to  $g(t)$  is  $y(t)$ , then the response to  $g(t - t_0)$  is going to be  $y(t - t_0)$

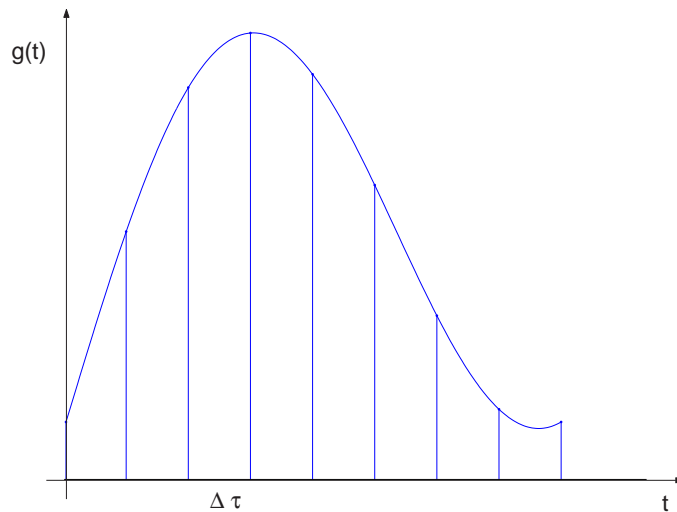
## Unit impulse response of a LTI system

Consider a linear time invariant (LTI) system. Assume the input signal is a Dirac function  $\delta(t)$ . Call the observed output  $h(t)$ .

- $h(t)$  is called the **unit impulse response** function.
- With  $h(t)$ , we can relate the input signal to its output signal through the convolution formula:

$$y(t) = h(t) * g(t) = \int_{-\infty}^{\infty} h(\tau)g(t - \tau)d\tau.$$

# Intuitive explanation of the convolution formula



- $g(t)$  can be approximated as  $g(t) \simeq \sum_n g(n\Delta\tau)\Delta\tau\delta(t - n\Delta\tau)$ .
- In the limit as  $\Delta\tau \rightarrow 0$  this approximation approaches the true function  $g(t)$ .
- The response  $\hat{y}(t)$  of the LTI system to the input  $\sum_n g(n\Delta\tau)\Delta\tau\delta(t - n\Delta\tau)$  is going to be  $\sum_n g(n\Delta\tau)h(t - n\Delta\tau)\Delta\tau$ .
- Thus,  $y(t) = \lim_{\Delta\tau \rightarrow 0} \sum_n g(n\Delta\tau)h(t - n\Delta\tau)\Delta\tau = \int_{-\infty}^{\infty} g(\tau)h(t - \tau)d\tau$ .

## Convolution in the frequency domain

The convolution of two functions  $g(t)$  and  $h(t)$ , denoted by  $g(t) * h(t)$ , is defined by the integral

$$y(t) = h(t) * g(t) = \int_{-\infty}^{\infty} h(x)g(t - x)dx.$$

If  $g(t) \iff G(\omega)$  and  $h(t) \iff H(\omega)$  then the convolution reduces to a product in the Fourier domain

$$y(t) = h(t) * g(t) \iff Y(\omega) = H(\omega)G(\omega).$$

$H(\omega)$  is called the **system transfer function** or the **system frequency response** or the **spectral response**.

Notice that, for symmetry, a product in the time domain corresponds to a convolution in frequency domain. That is

$$g_1(t)g_2(t) \iff \frac{1}{2\pi}G_1(\omega) * G_2(\omega).$$

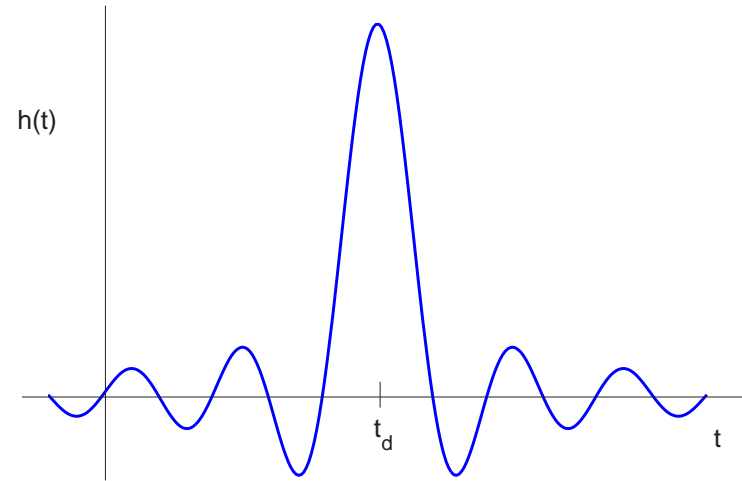
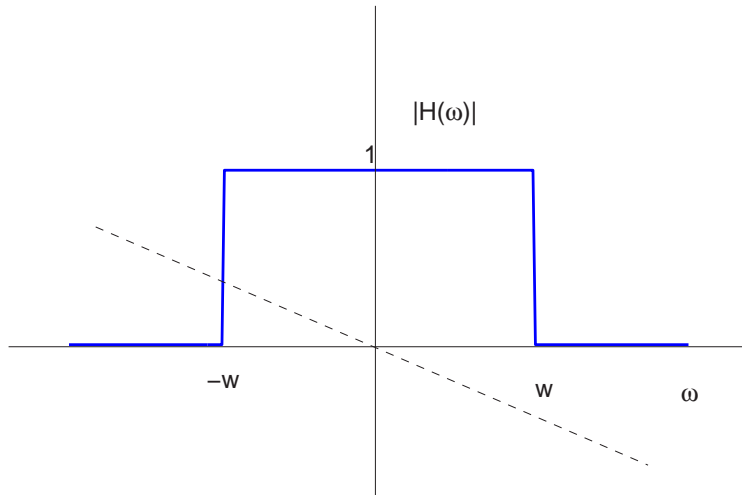
## Bandwidth of the product of two signals

If  $g_1(t)$  and  $g_2(t)$  have bandwidths  $B_1$  and  $B_2$  Hz, respectively.

The bandwidth of  $g_1(t)g_2(t)$  is  $B_1 + B_2$  Hz.



# Ideal Low-Pass Filter



Ideal low-pass filter response

$$H(\omega) = \text{rect}\left(\frac{\omega}{2\omega}\right) e^{-j\omega t_d}$$

Ideal low-pass filter impulse response

$$h(t) = \frac{\omega}{\pi} \text{sinc}[(t - t_d)]$$

# Ideal High-Pass and Band-pass filters

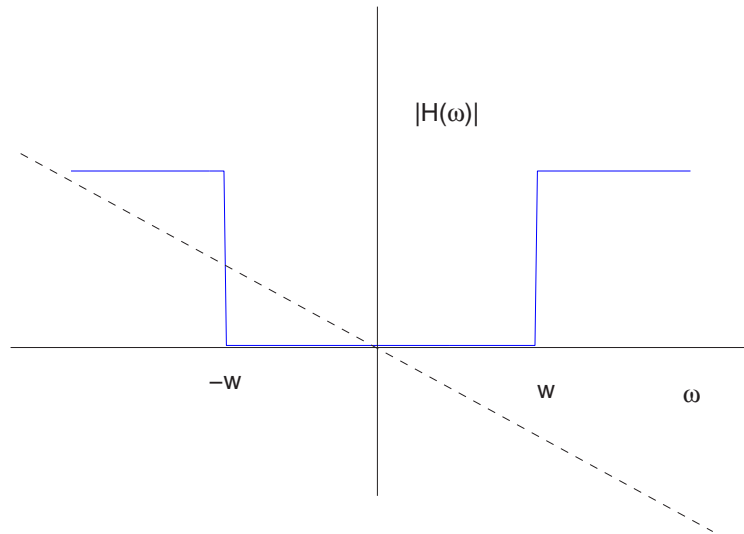


Figure 1: Ideal high-pass filter

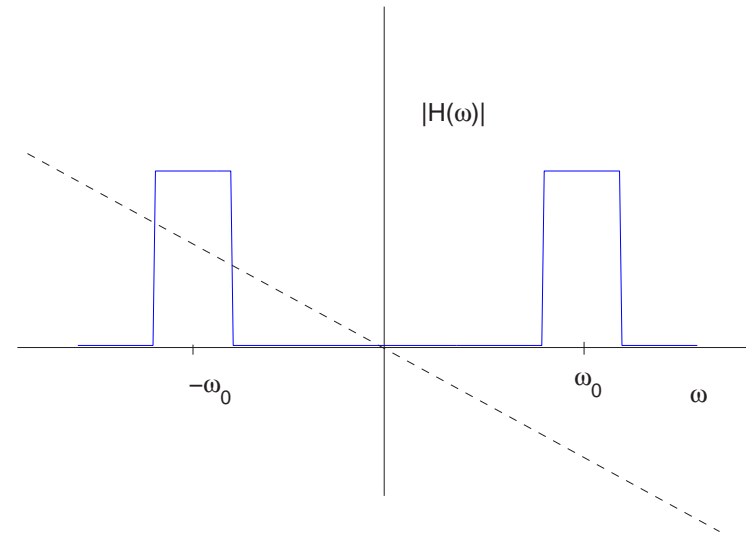
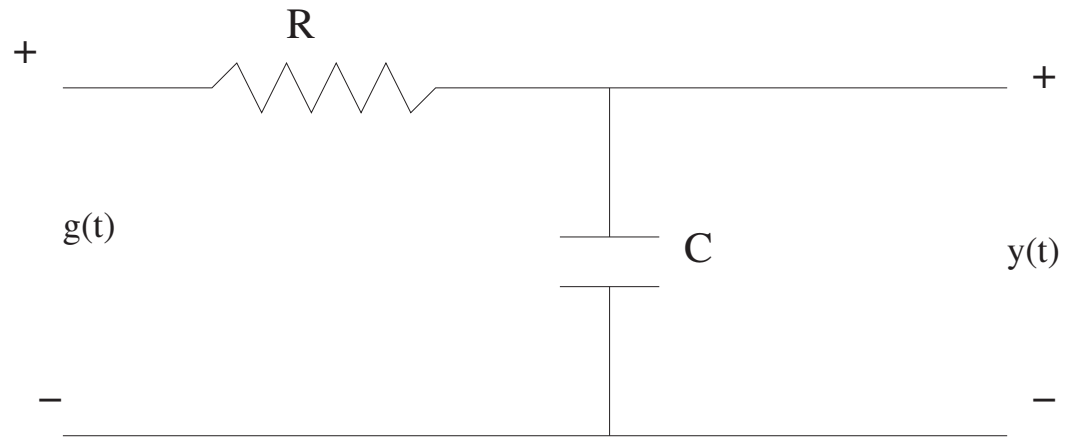


Figure 2: Ideal band-pass filter

## Practical filters

- The filters in the previous examples are ideal filters.
- They are not realizable since their unit impulse responses are everlasting (Think of the sinc function).
- Physically realizable filter impulse response  $h(t) = 0$  for  $t < 0$ .
- Therefore, we can only obtain approximated version of the ideal low-pass, high-pass and band-pass filters.

## Example of a linear system: RC circuit



## Example: RC circuit (continued)

$$H(\omega) = \frac{1/j\omega C}{R + (1/j\omega C)} = \frac{1}{1 + j\omega RC} = \frac{a}{a + j\omega}$$
$$a = \frac{1}{RC}$$

and

$$|H(\omega)| = \frac{a}{\sqrt{a^2 + \omega^2}} \Rightarrow |H(0)| = 1, \lim_{\omega \rightarrow \infty} |H(\omega)| = 0.$$
$$\theta_h(\omega) = -\tan^{-1} \frac{\omega}{a}$$

Therefore, this circuit behaves as a low-pass filter.

# Summary

- Linear time invariant systems
- Unit impulse response function
- Convolution formula:  $y(t) = h(t) * g(t) = \int_{-\infty}^{\infty} h(\tau)g(t - \tau)d\tau$
- Low-pass, high-pass and band-pass filters